

The State of New York

Immigrant population

The foreign-born population in the state of New York represents an important and diverse share of the state, many of whom live in mixed-status families.



19.5M people reside in the **state of New York**.




4.4 million immigrants reside in the **state of New York**, or **22 percent** of the total state population.

Population at risk of deportation

1.8M **1.8 million non-citizens** residing in New York are potentially at **risk of deportation**.

2.6M **2.6 million** of the **immigrants in New York** are **naturalized citizens** who are not at risk of deportation.

Children and families



1.4M children

There are **1.4 million children** in New York with at least one **immigrant parent**.




1.2M

There are **1.2 million U.S. citizen children, born in the U.S.**, with at least one **immigrant parent**.



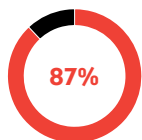
1 in 3

More than **one in three children** in New York has at least one **immigrant parent**.



2 in 7

Two in seven children of immigrants have only **non-citizen immigrant parents**.



The **vast majority of children** in New York with at least one immigrant parent are **U.S. citizens**.



More than **400,000 children** in New York under the age of 6 have an immigrant parent.

Community ties



3.4 million immigrants in New York have lived in the U.S. for **more than 10 years**.



76 percent of immigrants over the age of 25 living in New York are **high school graduates**.



790,000 immigrants in New York are **homeowners**.



51 percent of immigrants aged 25 or older have pursued **higher education**.

Economic and labor force contributions

Immigrants in the state of New York contribute critical tax dollars to the economy and are indispensable members of the workforce.

\$191.5 B Immigrant-led households **earned \$191.5 billion.**

\$23.5B Immigrants contributed **\$23.5 billion** in combined **state and local taxes.**

\$37.9B Immigrants contributed **\$37.9 billion** in **federal taxes.**

281K **281,000** immigrants in New York are **entrepreneurs.**

42% **42 percent** of **new businesses** in New York were **started by immigrant entrepreneurs.**

27% **27 percent** of New York's labor force are immigrants.

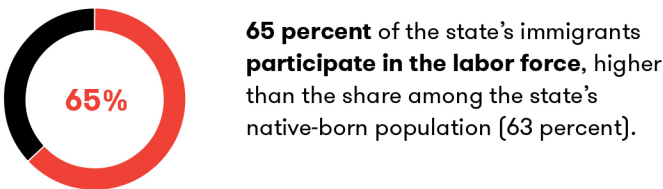
\$130.1B This means immigrant-led households have an estimated **\$130.1 billion** in **spending power.**

\$7.3B Immigrant entrepreneurs have generated an estimated **\$7.3 billion** in **business income.**

Labor force participation

10M **workers** **10 million** workers comprise New York's labor force.

2.7 million immigrant workers comprise 27 percent of the state's labor force, or more than **one in four**.
1 in 4



Notes and Sources

*The 42 percent of new businesses in New York started by immigrant entrepreneurs refers to businesses started in 2007 - 2011.

"Age and Nativity of Own Children under 18 Year in Families and Subfamilies by Nativity of Parents," accessed July 22, 2022, 2019 American Community Survey (ACS) 1-Year Estimates, available through <https://data.census.gov/cedsci/>.

"Children of Immigrants Data Tool," accessed August 15, 2022, Urban Institute, available through <https://children-of-immigrants-explorer.urban.org/pages.cfm>.

"Immigrants and the Economy in . . .," by jurisdiction, in "Cities, States, and Districts," accessed July 26, 2022, available through <https://www.newamericaneconomy.org>.

"Reason for Reform: Entrepreneurship," accessed July 26, 2022, available through <http://www.newamericaneconomy.org/wp-content/uploads/2016/12/Entrepreneur.pdf>.

"Selected Characteristics of the Foreign-Born Population by Period of Entry into the United States," accessed July 22, 2022, 2020 American Community Survey 5-Year Estimates, available through <https://data.census.gov/cedsci/>.

"Selected Characteristics of the Native and Foreign-Born Populations," accessed July 22, 2022, 2020 American Community Survey 5-Year Estimates, available through <https://data.census.gov/cedsci/>.